

## **Attachment B**



U.S. Department  
of Transportation  
**National Highway  
Traffic Safety  
Administration**

# ODI RESUME

Investigation: PE04-028  
 Prompted By: IE04-013 (Steve Chan)  
 Date Opened: 03/15/2004 Date Closed: 06/18/2004  
 Principal Investigator: Cheryl Tuosto  
 Subject: Engine Compartment Fires

Manufacturer: DaimlerChrysler Corporation  
 Products: 2001-2003 Chrysler PT Cruiser  
 Population: 463,830

Problem Description: The complainants allege that a fire erupted in the engine compartment while the consumer was operating the vehicle.

## FAILURE REPORT SUMMARY

	ODI	Manufacturer	Total
Complaints:	10	219	222
Crashes/Fires:	10	95	98
Injury Incidents:	2	1	2
# Injuries:	2	1	2
Fatality Incidents:	0	0	0
# Fatalities:	0	0	0
Other*:	0	2,439	2,439

\*Description of Other: DaimlerChrysler warranty claims excluding duplicates

Action: This preliminary investigation has been closed. Recall 04V-268.

Engineer: Cheryl Tuosto CAT

Date: 06/18/2004

Div. Chief: Jeffrey L. Quandt

Date: 06/18/2004

Office Dir.: Kathleen C. DeMeter

Date: 06/18/2004

Summary: PE04-028 was opened to investigate seven complaints alleging that the engine compartment caught fire on MY 2002 PT Cruiser vehicles. On June 3, 2004, DaimlerChrysler (DCC) notified NHTSA of a safety defect in MY 2001-2005 PT Cruiser vehicles equipped with naturally aspirated 2.4l engines and automatic transaxles (Recall 04V-268). The notification identified variation of the high pressure power steering hose routing, which allowed the hose to contact the transaxle differential cover, as the factor contributing to this defect. Contact between the power steering hose and the transaxle differential cover can cause hose damage and power steering fluid leakage, which can potentially result in a fire. (Note: The failure data in this resume is limited to MY 2001-2003 vehicles per DCC's PE04-028 information responses.)

This condition was limited to vehicles with automatic transaxles as vehicles with manual transmissions have substantial clearance between the transaxle differential cover and the power steering hose due to a smaller transaxle design. This condition also does not adversely affect vehicles with turbo engines, which have a different power steering hose routing that provides substantial clearance between the transaxle differential cover and hose.

DaimlerChrysler will instruct owners to bring their vehicles to a dealer to have the power steering hose assembly inspected and relocated, or replaced, as necessary, and to confirm the torque of the hose fastener at the steering gear end.

KAT  
5/13/04

RECEIVED  
NVS-215

DAIMLERCHRYSLER

2004 JUN -3 A 11:48

OFFICE OF  
DEFECTS INVESTIGATION

DaimlerChrysler Corporation

Stephan J. Speth

Director

Vehicle Compliance & Safety Affairs

June 2, 2004

Mr. Kenneth N. Weinstein  
Associate Administrator, Safety Assurance  
National Highway Traffic Safety Administration  
400 Seventh Street, S.W.  
Washington, D.C. 20590

04V-268  
(4 pages)

Dear Mr. Weinstein:

Attached is DaimlerChrysler Corporation's Defect Information Report, complying with the requirements of 49 CFR Part 573, Defect and Noncompliance Reports, which contains details of a potential safety related defect in some 2001-2005 model year PT Cruiser vehicles. It has been determined that on vehicles equipped with naturally aspirated 2.4 L engines and automatic transaxles that variation in the high pressure power steering hose routing may allow for contact between the transaxle differential cover and the hose, potentially resulting in damage to the hose. Subsequent fluid leakage in the presence of an ignition source can result in an under-hood fire.

DaimlerChrysler Corporation will conduct a voluntary safety recall to inspect and relocate, or replace as necessary, the power steering hose assembly on all affected vehicles, and confirm torque of the hose fastener at the steering gear end.

Sincerely,

  
For Stephan J. Speth

Enclosures: Defect Information Report for DaimlerChrysler Corporation Recall # D18

cc: K. C. DeMeter, NHTSA  
Division of Occupational Safety & Health  
California Department of Industrial Relations

**DEFECT INFORMATION REPORT FOR DAIMLERCHRYSLER RECALL # D18**

Page 1

Submission date: June 2, 2004

**Identifying classification of vehicles potentially affected:**

Make	Model	Model Year	Inclusive Dates of Manufacture	Volume	Other
Chrysler	PT Cruiser	2001-2005	1/17/2000-4/26/2004	438,391 (est)	with 2.4L non turbo engine & automatic transaxle

**Estimated percentage containing defect:** Unknown

**Description of defect:**

Routing variation in the high pressure power steering hose may allow contact with the automatic transaxle differential cover, potentially damaging the hose. Power steering fluid leakage in the presence of an ignition source can result in an under-hood fire.

**The name, address and telephone number of the supplier who manufactured the subject components:**

Dayco Products  
1955 Enterprise Drive  
Rochester Hills, MI 48309  
248-853-8300

**The following chronology of principal events occurred between mid March 2004 and May 2004 and led to the determination of a defect:**

- On March 15<sup>th</sup>, 2004 PE 04-028 was opened based on seven (7) complaints alleging engine compartment fires on 2002 model year PT Cruiser vehicles.
- Between late March, 2004 and late April, 2004 an in depth review of applicable customer complaint data for 2001 – 2003 model year PT Cruiser vehicles was performed. Analysis of detail provided with the customer complaint data suggested that the origin of fire in nine (9) vehicles may be related to abrasion of the high pressure power steering hose resulting in fluid contacting the hot surface of the catalytic converter. An additional fourteen (14) vehicle reports potentially related to

## **DEFECT INFORMATION REPORT FOR DAIMLERCHRYSLER RECALL # D18**

Page 2

the condition suggested fire origin at the right rear of the engine compartment. Also analyzed were 44 vehicle reports indicating fire origin in the engine compartment, although a specific location could not be determined. An additional thirteen (13) vehicle reports of alleged fire were reviewed, but determination of the origin was not possible due to extensive vehicle damage or lack of information.

- Analysis of detail provided with the customer complaint data showed approximately 120 reports of vehicles with power steering fluid leaks and a review of warranty data revealed 1,328 claims for leaking high pressure power steering hoses.
- In late April, 2004 a vehicle survey was conducted to further assess potential causes of high pressure power steering hose leaks. Fifty (50) vehicles with 2.4L naturally aspirated gasoline engines and automatic transaxles from 2001 – 2003 model years were reviewed. Variation in routing of the power steering hose was observed, and in some instances the hose was found to be in contact with the transaxle differential cover. A total of ten (10) of the survey vehicles exhibited a witness mark on the hose cover at the differential cover, while three (3) had a cut in the hose.
- It was established that PT Cruiser vehicles equipped with manual transmissions have substantial clearance of the high pressure power steering hose due to a smaller transaxle design, and that any variance in routing of the hose would have no adverse effects. Similarly, PT Cruiser vehicles equipped with turbo engines have a unique high pressure power steering hose with different routing that is not susceptible to contact that could damage the hose.
- A subject vehicle from the survey that exhibited minimal clearance between the power steering hose and the transaxle differential cover was evaluated for relevant movement of the hose during vehicle operation. During this evaluation it was observed that engine roll during throttle application would decrease the distance between the edge of the differential cover and power steering hose and allow slight contact.
- It was established that due to hose routing variance, the vehicle could be assembled with insufficient hose length at the rear of the engine (steering gear end). During engine roll, this taut condition can cause the power steering hose to slide within the protective grommets and rotate, decreasing the distance between the hose and the transaxle differential cover plate. Rotation of the power steering hose during engine roll was also observed to occur in a counterclockwise direction at the steering gear attachment fastener, potentially resulting in a reduction of clamp load.
- Between late March, 2004 and late April, 2004 DaimlerChrysler Corporation field engineers conducted a survey of 75 PT Cruiser vehicles from various model years and found fifteen (15) power steering hoses in contact with the automatic transaxle differential cover and ten (10) hoses with varying degrees of damage due to contact, consistent with the internal survey.
- In late April, 2004 an evaluation was conducted at the Toluca Assembly Plant on ten (10) PT Cruiser vehicles to shift the power steering hose approximately 1.25 inches within the two mounting brackets in an attempt to eliminate the taut condition.

## **DEFECT INFORMATION REPORT FOR DAIMLERCHRYSLER RECALL # D18**

Page 3

Analysis and test track evaluation determined the subsequent increase in available hose length at the rear of the engine eliminated the taut condition and was sufficient to eliminate the potential for contact. It was also determined that this routing eliminated rotation of the high pressure power steering hose at the steering gear fastener during engine roll. This change was implemented into production vehicles at the Toluca Assembly Plant on April 23<sup>rd</sup>, 2004.

- On May 7<sup>th</sup>, 2004 DaimlerChrysler Corporation submitted its response to NHTSA's information request associated with PE04-028.
- This data was presented to the Vehicle Regulations Committee on May 25<sup>th</sup>, 2004 who decided to conduct a safety recall to inspect and relocate, or replace as necessary, the power steering hose on all affected vehicles, and confirm torque of the hose fastener at the steering gear end.

### **Statement of measures to be taken to correct defect:**

DaimlerChrysler Corporation will inspect and relocate, or replace as necessary, the power steering hose on all affected vehicles, and confirm torque of the hose fastener at the steering gear end. DaimlerChrysler expects to initiate national notification to both dealers and owners when a sufficient quantity of parts becomes available. DaimlerChrysler's scheduling information for implementing this recall is not available at this time.

DaimlerChrysler Corporation has a longstanding policy and practice of reimbursing owners who have incurred the cost of repairing a problem that subsequently becomes the subject of a field action. To ensure consistency, DaimlerChrysler Corporation, as part of the owner letter, will request that customers send original receipt and/or other adequate proof of payment to the company for confirmation of the expense.

**Attention: Bob J**

**From:** gsb11@daimlerchrysler.com  
**Sent:** Thursday, September 08, 2006 12:41 PM  
**To:** bfabian@wheels.com; jross@hertz.com; jcreeden@budgetgroup.com;  
randy.rawlinson@thrifty.com; calhounb@nationalcar.com; Muscalof@ancrental.com;  
rtaylor@donlen.com; bcarlson@ci.everett.wa.us; steve.smith@fleet.gecapital.com;  
james.lesalg@gsa.gov; ~~Bob J~~; james.litwin@gsa.gov;  
tommy@theleasingcompany.com; Muehleisen, Christian J; steve.smock@verizon.com;  
tom.wall@metrokc.gov; gepinkel@allstateleasing.com; arnold.nelson@ncmail.net;  
roy.williams@dgs.state.la.us; kathy.shannon@dgs.state.la.us; joseph.such@dot.state.wi.us;  
linda.gladem@doa.state.wi.us; fannie.roberts@dtag.com; clarkm@kdschurch.org;  
maintrm@mikealbert.com; service@mikealbert.com; timg@mikealbert.com;  
jjohnston@mmm.com; creed@artfleet.com; sdombrowski@dollar.com; larry.lewis@sce.com;  
arg@dunhamexpress.com; mary.warren@thrifty.com; becky.stocker@thrifty.com;  
nell.fisher@phh.com; ray.gehardt@phh.com; rxm2@pge.com;  
al.chanchorena@verizon.com; Christopher\_Powers@dom.com; jgp1@dcx.com;  
mlowe@duke-energy.com; warranty@comcast.net; dzahm@auburnhills.org;  
Todd.Boutelle@doa.state.wi.us; AHWilson@lead.org; aminier@emkay.com;  
davidm@budgetbuffalo.com; kathyb@budgetbuffalo.com; joef@budgetbuffalo.com;  
gage.wagoner@philpe.com; bhanson@amileasing.com; MiltonD@chesterfield.gov;  
Maung.thant@cendant.com; Marc.Martine@cendant.com; Thomas.Titmann@cendant.com;  
Robert.McManus@cendant.com; lpavek@agstar.com; ken.mckenney@verizon.com;  
kenneth.talta@us.ngrid.com

**Cc:** GSB11@daimlerchrysler.com  
**Subject:** DCX - Safety Recall D18 -- Power Steering Pressure Hose:  
**Attachments:** D18.pdf

To all this may concern

The attached file contains the dealer and owner letters for Safety Recall D18 -- Power Steering Pressure Hose.

This recall affects 2001 through 2004 model year Chrysler PT Cruiser and 2005 model year Chrysler PT Cruiser Convertible (PT) vehicles equipped with a non-turbocharged 2.4L engine and an automatic transaxle.

The dealer letters will be mailed during the week of September 13th.

The owner letters will be mailed during the week of September 20th.

If there are any questions please feel free to contact me.

Thanks - Greg

**Greg Burks**  
DaimlerChrysler National Fleet Service  
2901 Featherstone Road \* CMB 429-08-10  
Auburn Hills, Michigan 48326  
Phone: 248-512-7999 \* Fax: 512-7999  
Toll-free: 722- \* E-mail: gsb11@dcx.com

# DAIMLERCHRYSLER

RECEIVED  
NVS-210

2004 SEP 13 P 2:27

OFFICE OF DEFECTS  
INVESTIGATION

RECEIVED  
NVS-210  
2004 SEP 13 P 2:26  
OFFICE OF DEFECTS  
INVESTIGATION  
DaimlerChrysler Corporation  
Stephen J. Speth  
Director  
Vehicle Compliance & Safety Affairs

September 9, 2004

Mr. Kenneth N. Weinstein  
Associate Administrator, Safety Assurance  
National Highway Traffic Safety Administration  
400 Seventh Street, S.W.  
Washington, D.C. 20590

Dear Mr. Weinstein:

Reference: NHTSA Identification Number 04V-268

Enclosed are representative copies of communications relating to the 2001 through 2005 model year vehicles involved in the referenced recall. DaimlerChrysler expects to begin owner notification during the week of September 20, 2004. The exact number of manufactured vehicles in the recall is 435,975.

The involved Vehicle Identification Number range is:

<u>Low</u>	<u>High</u>
1T223967	1T699798
2T200026	2T389988
3T500017	3T657942
4T200009	4T330634
5T202498	5T600024

(VIN last eight characters) - 1 = 2001 model year; 2 = 2002 model year; 3 = 2003 model year; 4 = 2004 model year; 5 = 2005 model year; T = Toluca Assembly Plant, Toluca, Mexico; and the last six digits = sequential number.

**We caution that the above range represents only the lowest and highest VIN sequential numbers included in the recall. This range cannot be used to determine conclusively that a vehicle is involved in the recall because many vehicles with a VIN within the range are not affected by the recall.**

This completes DaimlerChrysler's package of information for this recall as required by the Defects Report Regulation.

Sincerely,

  
Stephen J. Speth, Director  
Vehicle Compliance and Safety Affairs

Enclosure: Recall #D18

cc: K. C. DeMeter



# DAIMLERCHRYSLER

September 2004

Dealer Service Instructions for:

## **Safety Recall #18** **Power Steering Pressure Hose**

---

### **Models**

2001-2004 (PT) Chrysler PT Cruiser

2005 (PT) Chrysler PT Cruiser Convertible

*NOTE: This recall applies only to the above vehicles equipped with a 2.4L non-turbocharged engine ("B" in the 8<sup>th</sup> VIN Position) and an automatic transaxle (Sales Code DGB) built through April 26, 2004 (MDH 042613).*

**IMPORTANT:** Some of the involved vehicles may be in dealer new vehicle inventory. Federal law requires you to stop sale and complete this recall service on these vehicles before retail delivery. Dealers should also consider this requirement to apply to used vehicle inventory and should perform this recall on vehicles in for service. Involved vehicles can be determined by using the VIP inquiry process.

### **Subject**

The power steering pressure hose on about 435,000 of the above vehicles may contact the transaxle differential cover. Prolonged power steering hose contact can cause the hose to rub through and leak power steering fluid. Power steering fluid leakage in the presence of an ignition source can result in an underhood fire.

### **Repair**

The power steering pressure hose must be inspected and repositioned. Pressure hoses that are damaged must be replaced.

### Alternate Transportation

Dealers should attempt to minimize customer inconvenience by placing the owner in a loaner vehicle if inspection determines that power steering hose replacement is required and the vehicle must be held overnight.

### Parts Information

#### Part Number    Description (Model Year Application)

**CBTBD181**    **Power Steering Pressure Hose**  
(Late-2002 through 2005 Model Years)

**CBTKD182**    **Power Steering Pressure Hose**  
(2001 through Early-2002 Model Years)

Each dealer to whom vehicles in the recall were invoiced will receive ONE (1) of each power steering pressure hose to service vehicles as necessary. Additional power steering hoses may be ordered as required. *Very few vehicles are expected to require power steering hose replacement.*

**IMPORTANT:** The power steering hose to pump connection orientation changed late in the 2002 model year. For 2002 model year vehicles, inspect the hose connection orientation to determine the proper replacement hose. For hoses with a vertical orientation, order P/N CBTKD182 (Figure 1). For hoses with an angled orientation, order P/N CBTBD181. The two hoses are not interchangeable.

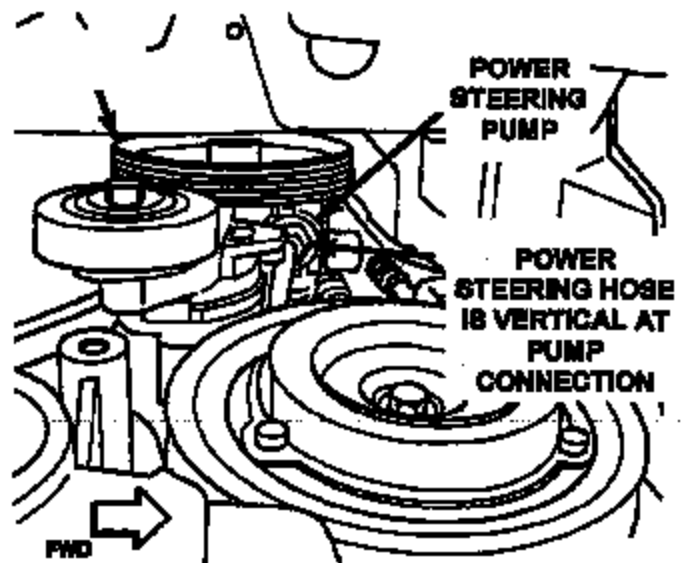


Figure 1 – As viewed from below

## Service Procedure

### A. Inspect Power Steering Pressure Hose:

1. Raise the vehicle on an appropriate hoist.
2. Inspect the section of power steering pressure hose closest to the transaxle differential cover (near the left rear of the engine) (Figure 2).
3. > **If the power steering hose is cut or worn such that the hose reinforcement cords are visible,** the power steering hose must be replaced. Continue with **Section B. – Replace Power Steering Pressure Hose.**
- > **If the hose section of the power steering hose is NOT cut or worn, or if the hose reinforcement cords are not visible,** continue with Step 4.
4. Mark the location on the power steering hose of the two (2) clamps that secure the power steering hose to the rear of the engine (Figure 3).

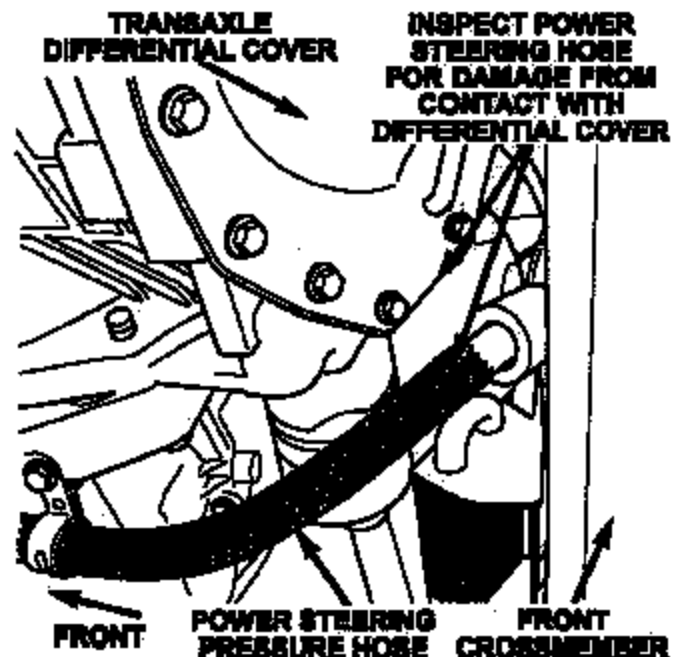


Figure 2

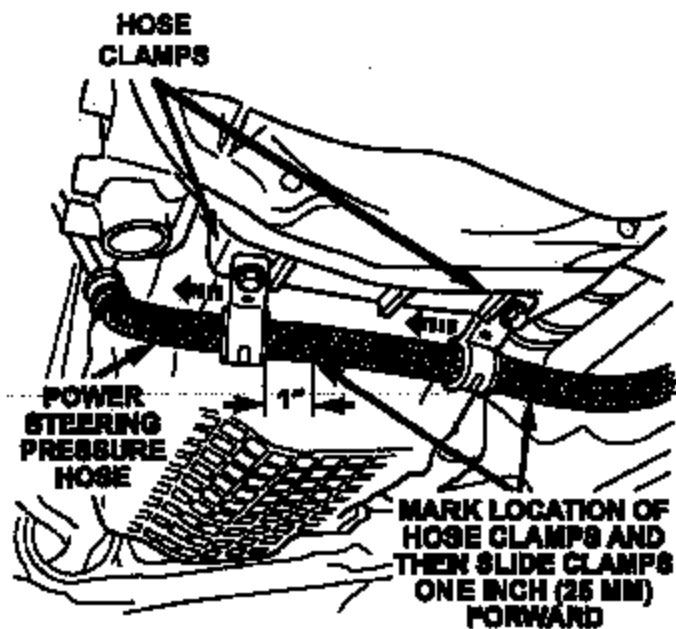


Figure 3

**Service Procedure (Continued)**

5. Disconnect the two (2) clamps that secure the hose to the rear of the engine (Figure 3).
6. Loosen the power steering hose-to-steering gear connection (Figure 4).
7. Slide both hose clamps forward one (1) inch each on the hose (Figure 3).
8. Attach the two (2) hose clamps to the engine and tighten to 75 in-lbs (8.5 N-m).
9. Reorient the hose so that:
  - The foam donut on the hose (2004/2005 model years) just contacts the front crossmember, or;
  - The hose has  $\frac{1}{2}$ " (12.5 mm) clearance to the front crossmember (2001-2003 model years) (Figure 5).

**NOTE:** For 2001 through 2003 model year vehicles, place a folded shop towel between the hose and the crossmember to maintain the  $\frac{1}{2}$ " clearance while tightening.

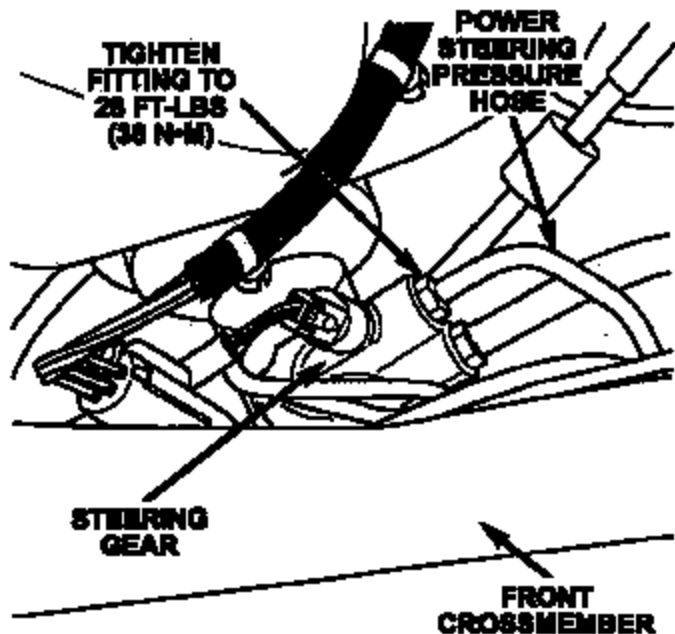


Figure 4

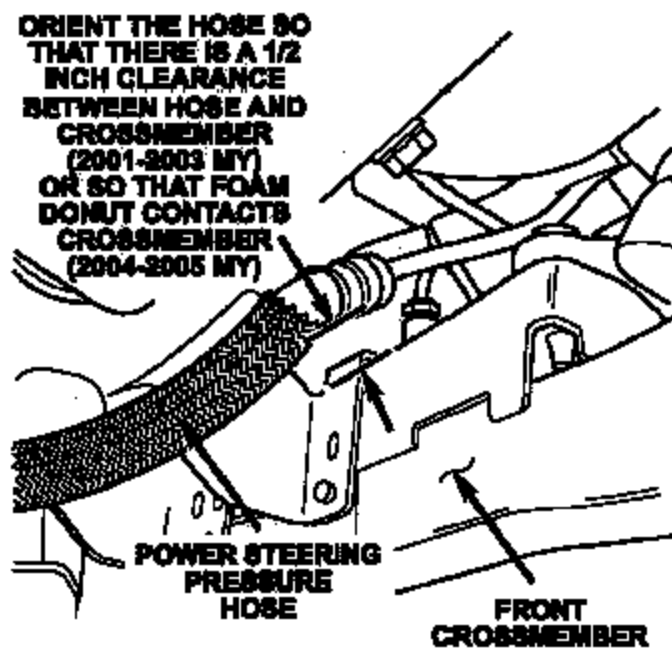


Figure 5

10. While keeping the hose in position, tighten the power steering hose-to-steering gear connection to 28 ft-lbs (38 N-m) (Figure 4).

**NOTE:** Use a  $\frac{3}{8}$ " torque wrench with a 1" extension and a crow's foot socket to tighten the steering gear connection.

11. Lower the vehicle and return it to the customer.

### Service Procedure (Continued)

#### B. Replace the Power Steering Pressure Hose:

**NOTE:** Only damaged power steering pressure hoses, as determined by the inspection in Section A, require replacement. Very few vehicles are expected to require power steering hose replacement.

1. Lower the vehicle.
2. Open the hood.
3. Siphon as much fluid as possible from the power steering reservoir.
4. Raise the vehicle on the hoist to working level.
5. Remove the right front wheel and tire assembly.

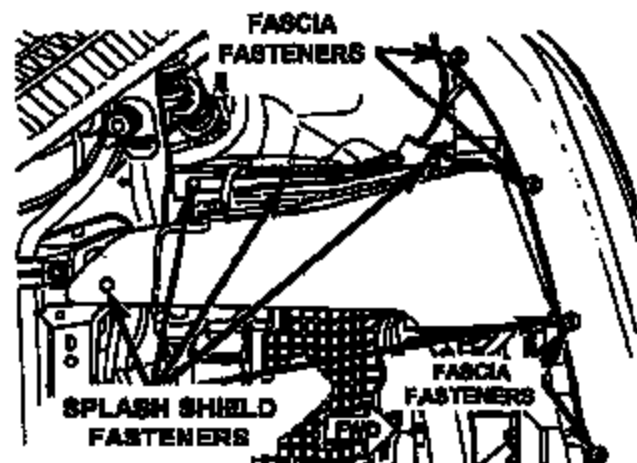


Figure 6 -- Viewed from below

6. Remove the right front lower wheel well/drive belt splash shield (Figure 6).
7. Remove the air conditioning (A/C) compressor drive belt (Figure 7).
8. Disconnect the two (2) A/C compressor electrical connectors (Figure 7).
9. Remove the four (4) A/C compressor bracket bolts (Figure 7) and set the compressor aside.

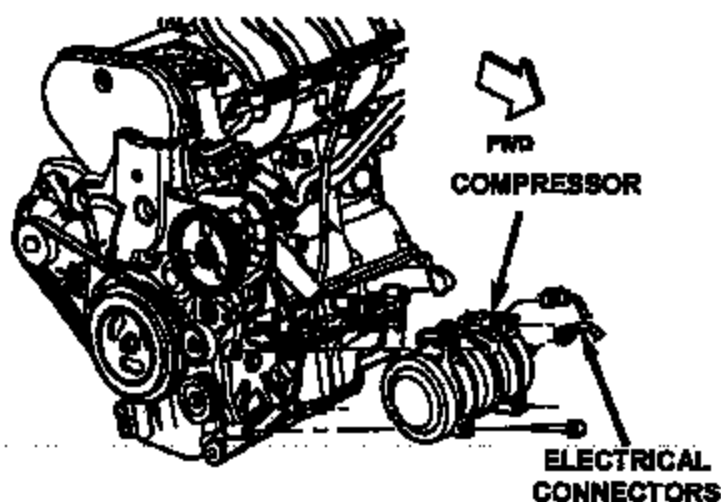


Figure 7

10. Fully raise the vehicle.

**Service Procedure (Continued)**

11. Disconnect the power steering pressure hose from the steering gear and drain the fluid (Figure 8).

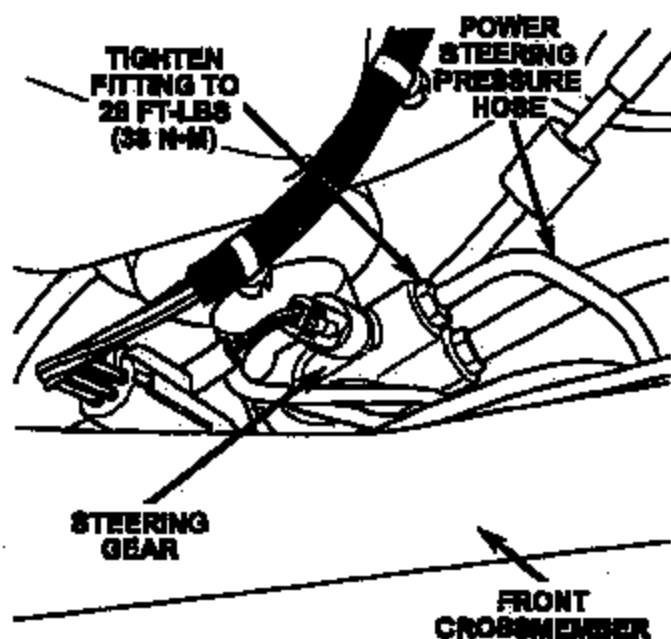


Figure 8

12. Disconnect the two (2) power steering hose clamps from the rear of the engine (Figure 9).

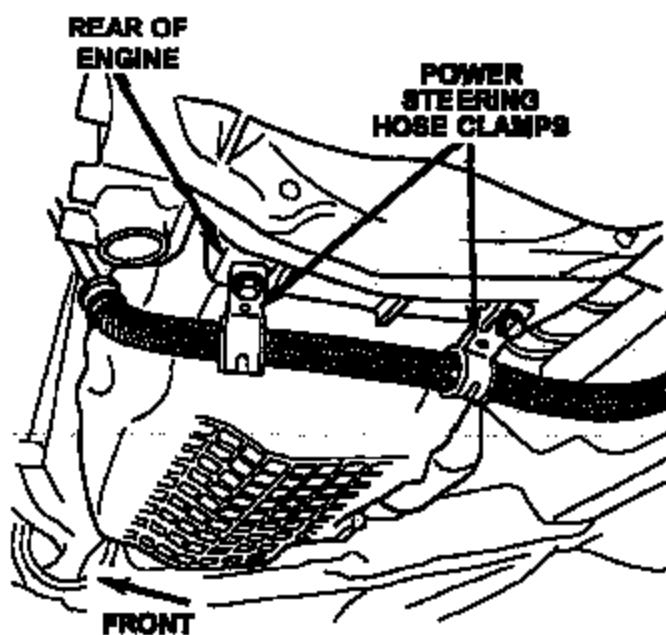
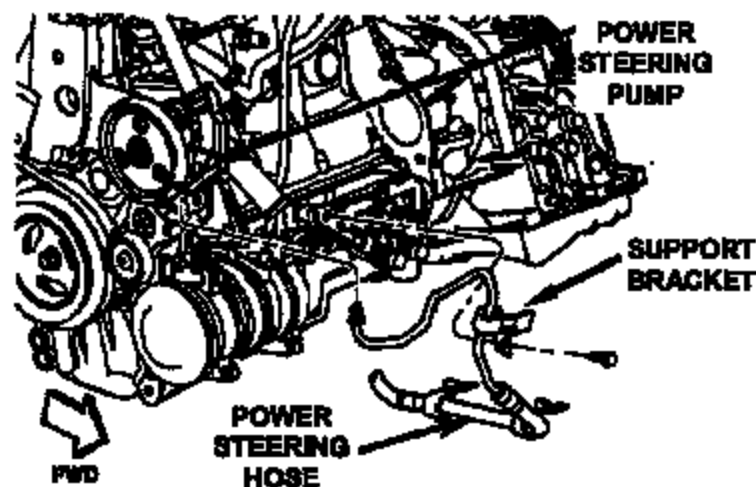


Figure 9

**Service Procedure (Continued)**

13. Disconnect the power steering hose support bracket from the front of the engine (Figure 10).
14. Disconnect the power steering hose from the power steering pump (Figure 10).

**NOTE:** For 2001 and 2002 model year vehicles, place a shop towel between the pump pulley and the power steering hose to protect the pulley from damage due to tool contact.

**Figure 10**

15. Remove the power steering hose and discard it.
16. Loosely connect the new power steering hose to the power steering pump.
17. Install the power steering hose support bracket to the front of the engine (Figure 10). Tighten the bracket fastener to 70 in-lbs (8 N·m).
18. Tighten the power steering hose-to-pump connection to 275 in-lbs (31 N·m) (Figure 10).
19. Install the A/C compressor (Figure 7). Tighten the compressor bracket bolts to 250 in-lbs (28 N·m).
20. Connect the two (2) A/C compressor electrical connectors (Figure 7).
21. Install the A/C compressor belt.
22. Install the lower wheel well/drive belt splash shield (Figure 6).
23. Route the power steering hose around the rear of the engine and install the two clamps to the rear of the engine (Figure 9). Tighten the clamps to 75 in-lbs (8.5 N·m).
24. Loosely connect the power steering hose to the steering gear (Figure 8).

**Service Procedure (Continued)**

25. Orient the hose so that:

- The foam donut on the hose (2003-2005 model years) just contacts the front crossmember, or;
- The hose has  $\frac{1}{2}$ " (12.5 mm) clearance to the front crossmember (2001-2002 model years) (Figure 11).

**NOTE:** For 2001 through 2002 model year vehicles, place a folded shop towel between the hose and the crossmember to maintain the  $\frac{1}{2}$ " clearance while tightening.

ORIENT THE HOSE SO THAT THERE IS A  $\frac{1}{2}$  INCH CLEARANCE BETWEEN HOSE AND CROSSMEMBER (2001-2002 MY) OR SO THAT FOAM DONUT CONTACTS CROSSMEMBER (2003-2005 MY)

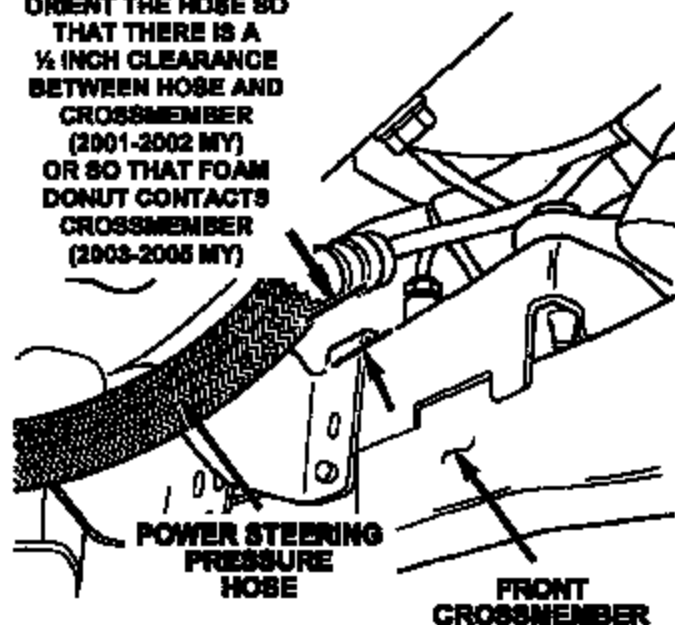


Figure 11

26. While keeping the hose in position, tighten the power steering hose-to-steering gear connection to 28 ft-lbs (38 N·m) (Figure 8).

**NOTE:** Use a  $\frac{3}{8}$ " torque wrench with a 1" extension and a crow's foot socket to tighten the steering gear connection.

27. Lower the vehicle to working level.

28. Install the right front wheel and tire assembly. Tighten the lug nuts to 95 ft-lbs (130 N·m).

29. Lower the vehicle until the front wheels are just off of the ground.

30. Fill the power steering reservoir with Mopar ATF+4 (P/N 05013457AA).

31. Turn the steering wheel from lock-to-lock twenty (20) times.

32. Start the engine and then turn it off.

33. Top off the fluid in the power steering reservoir.



**Service Procedure (Continued)**

34. Turn the steering wheel from lock-to-lock eight (8) more times.
35. Start the engine, verify that there are no leaks and then turn it off.
36. Top off the fluid in the power steering reservoir again.
37. Lower the vehicle completely.

**Completion Reporting and Reimbursement**

Claims for vehicles that have been serviced must be submitted on the DealerCONNECT Claim Entry Screen located on the Service tab. Claims submitted will be used by DaimlerChrysler to record recall service completions and provide dealer payments.

Use one of the following labor operation numbers and time allowances:

	<b>Labor Operation Number</b>	<b>Time Allowance</b>
Inspect and reposition power steering pressure hose	19-D1-81-82	0.2 hours
Inspect and replace power steering pressure hose	19-D1-81-83	1.0 hours

Add the cost of the recall part, if necessary, plus applicable dealer allowance to your claim.

NOTE: See the Warranty Administration Manual, Recall Claim Processing Section, for complete recall claim processing instructions.

**Parts Return**

Not required.

**Dealer Notification and Vehicle List**

All dealers will receive a copy of this dealer recall notification letter by first class mail. Two additional copies will be sent through the DCMMS. DealerCONNECT will be updated to include this recall in the near future.

**Vehicle Lists, Global Recall System, VIP and Dealer Follow up**

All involved vehicles have been entered into the DealerCONNECT Global Recall System (GRS) and Vehicle Information Plus (VIP) for dealer inquiry as needed. Involved dealers were also mailed a copy of their vehicle (VIN) list with the dealer recall notification letter.

GRS provides involved dealers with an updated VIN list of their incomplete vehicles. The owner's name, address and phone number are listed if known. Completed vehicles are removed from GRS within several days of repair claim submission.

To use this system, click on the "Service" tab and then click on "Global Recall System." Your dealer's VIN list for each recall displayed can be sorted by: those vehicles that were unsold at recall launch, those with a phone number, city, zip code, or VIN sequence.

Dealers must perform this repair on all unsold vehicles before retail delivery. Dealers should also use the VIN list to follow up with all owners to schedule appointments for this repair.

*Recall VIN lists may contain confidential, restricted owner name and address information that was obtained from the Department of Motor Vehicles of various states. Use of this information is permitted for this recall only and is strictly prohibited from all other use.*

**Owner Notification and Service Scheduling**

All involved vehicle owners known to DaimlerChrysler are being notified of the service requirement by first class mail. They are requested to schedule appointments for this service with their dealers. A generic copy of the owner letter is attached.

Enclosed with each owner letter is an Owner Notification postcard to allow owners to update our records if applicable.

**Additional Information**

If you have any questions or need assistance in completing this action, please contact your Service and Parts District Manager.

Customer Services Field Operations  
DaimlerChrysler Corporation

# DAIMLERCHRYSLER

*Back to  
for Safety*

## **SAFETY RECALL – POWER STEERING HOSE**

Dear: (Name)

This notice is sent to you in accordance with the requirements of the National Traffic and Motor Vehicle Safety Act. DaimlerChrysler Corporation has decided that a defect, which relates to motor vehicle safety, exists in some 2001 through 2004 model year Chrysler PT Cruiser and 2005 model year Chrysler PT Cruiser Convertible vehicles equipped with a 2.4L non-turbocharged engine and an automatic transaxle.

**The problem is...** The power steering pressure hose on your PT Cruiser (VIN: xxxxxxxxxxxxxxxxx) may contact the transaxle differential cover. Prolonged power steering hose contact can cause the hose to rub through and leak power steering fluid. Power steering fluid leakage in the presence of an ignition source can result in an underhood fire.

**What your dealer will do...** DaimlerChrysler will repair your vehicle free of charge (parts and labor). To do this, your dealer will inspect and reposition the power steering hose. Any damaged hoses will be replaced. The inspection and repositioning will take about ½ hour to complete. Hose replacement, if necessary, will require another hour. However, additional time may be necessary depending on how dealer appointments are scheduled and processed.

**What you must do to ensure your safety...** Simply contact your dealer right away to schedule a service appointment. Remember to bring this letter with you to your dealer.

**If you need help...** If you have questions or concerns which your dealer is unable to resolve, please contact DaimlerChrysler at 1-800-853-1403.

Please help us update our records, by filling out the enclosed prepaid postcard, if any of the conditions listed on the card apply to you or your vehicle. Be sure to print the last eight (8) characters of the VIN (VVVVVVVV) and notification code D18 on the postcard.

If you have already experienced this condition and have paid to have it repaired, you may send your original receipts and/or other adequate proof of payment to the following address for reimbursement: DaimlerChrysler, P.O. Box 610207, Port Huron, MI 48061-0207, Attention: Reimbursement.

If your dealer fails or is unable to remedy this defect without charge and within a reasonable time, you may submit a written complaint to the Administrator, National Highway Traffic Safety Administration, 400 Seventh Street, S.W., Washington, DC 20590, or call the toll-free Auto Safety Hotline at 1-888-327-4236.

We're sorry for any inconvenience, but we are sincerely concerned about your safety. Thank you for your attention to this important matter.

Customer Services Field Operations  
DaimlerChrysler Corporation  
Notification Code D18

*Note to lessors receiving this recall: Federal regulation requires that you forward this recall notice to the lessee within 10 days.*