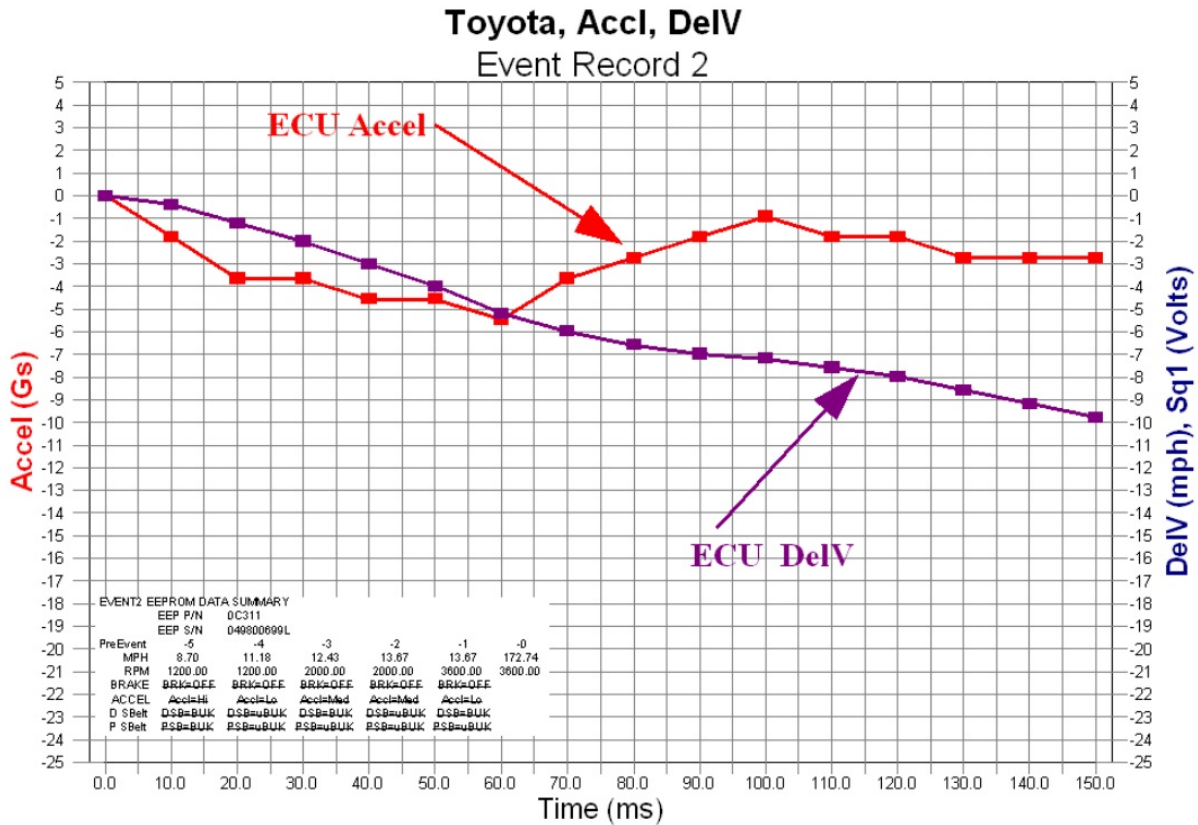




Eves EDR Data Findings
 An Inductive Investigation of
 2007 Toyota Tundra EDR Data

Eves_Toyo-ASA_Compar_LOF_1c.lof
 4Aug10

Exhibit C.11.9 shows the exemplar SRS ECU, Event Record 2, ASA translated acceleration and Delta-V data and the translated Pre-event data (data window on data chart). Data window values shown clearly have high confidence of validity, data values shown with strikeouts have a lower confidence of validity.



Toyo89170_EEPROM Analysis
 07-10 Tundra 0C311
 07_Tundra_0C311_T1u2_x699L_VN7825_EvesRdEx_5V_A.wb3
 29Jul10

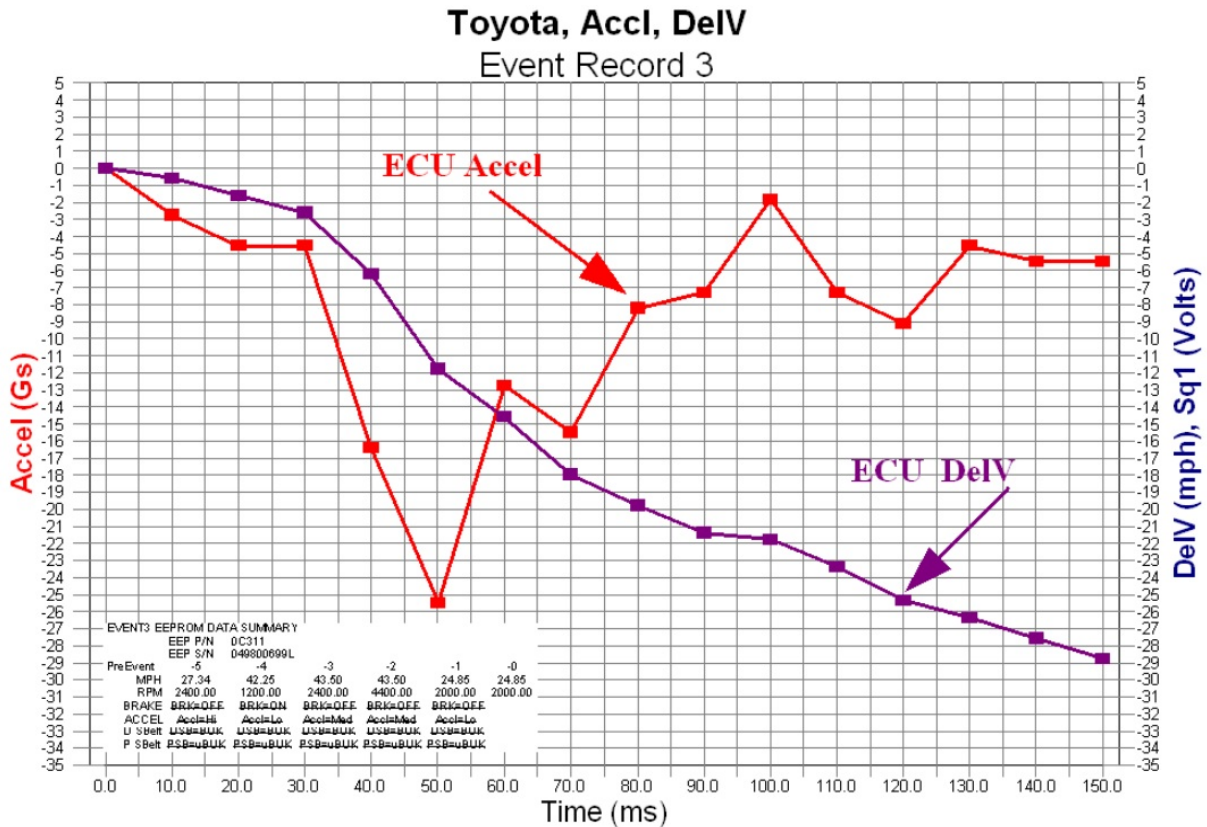
ASA, Inc.
 12015 Canter Lane, Reston, VA 20191
 Voice: 703.860.1766, 703.860.0060, x0



Eves EDR Data Findings
 An Inductive Investigation of
 2007 Toyota Tundra EDR Data

Eves_Toyo-ASA_Compar_LOF_1c.lof
 4Aug10

Exhibit C.11.10 shows the exemplar SRS ECU, Event Record 3, ASA translated acceleration and Delta-V data and the translated Pre-event data (data window on data chart). Data window values shown clearly have high confidence of validity, data values shown with strikeouts have a lower confidence of validity.








Toyo89170_EEPROM Analysis
 07-10 Tundra 0C311
 07_Tundra_0C311_T1u2_x699L_VN7825_EvesRdEx_5V_A.wb3
 29Jul10

ASA, Inc.
 12015 Canter Lane, Reston, VA 20191
 Voice: 703.860.1766, 703.860.0060, x0

Eves EDR Data Findings
An Inductive Investigation of
2007 Toyota Tundra EDR Data

Eves_Toyo-ASA_Compar_LOF_1c.lof
4Aug10

Exhibit C.11.11 shows the methodology used to accomplish the EEPROM direct-read employed for this analysis.







Eves EDR Data Findings
 An Inductive Investigation of
 2007 Toyota Tundra EDR Data

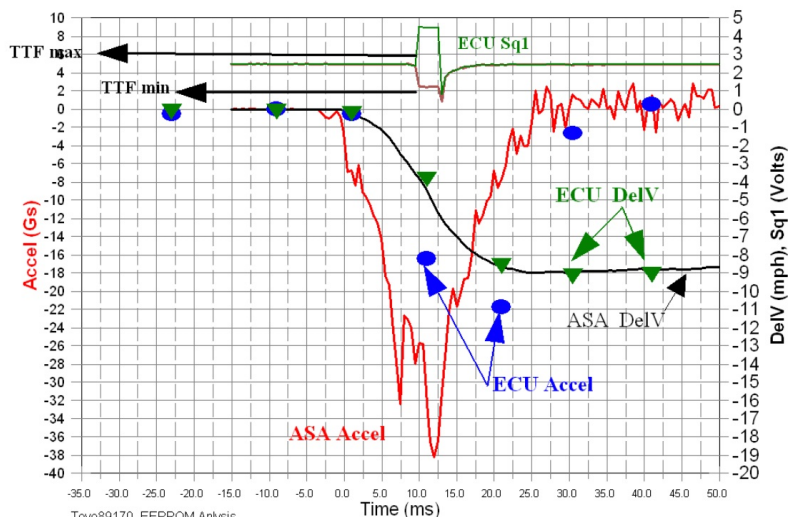
Eves_Toyo-ASA_Compar_LOF_1c.lof
 4Aug10

Exhibit C.11.12 shows the methodology used for other Toyota SRS ECUs to impart impinged-acceleration pulses on those ECUs, read the recorded acceleration counts, and then calibrate the recorded acceleration counts with the known external accelerometer output.



ToyoeCU vs ASA Data, 50 ms

Example of ASA vs ECU acceleration and calculated (integrated) ASA vs ECU Delta-V for the above Device Under Test (DUT). Note also that this test produced an ECU deploy pulse, and the Driver Squib 1 firing pulse is shown on the common time line. This allows evaluation of the Time to Fire (TTF) parameter.



Toyo89170_EEPROM Analysis
 2003 Lexus ES300
 Toyo_Tmpl_1p4_x1VJL_R15fr1_1a.wbc
 8Mar09

ASA, Inc.
 12015 Canter Lane, Reston, VA 20191
 Voice: 703.860.1766, 703.860.0060, x2