

S70/V70 1999-2000/C70 1999- S80 1999-/V70/S60 2001-

Section	Group	No.	Year	Month
2	25	0023	01	07

Page 1(3)

Reference:

Vehicles involved: All equipped with Electronic Throttle Module

Electronic Throttle Module (ETM), Cleaning

Background:

Carbon deposits can form in the throttle module bore on cars frequently driven short distances. This residue can cause idle speed to become uneven and noticeable to the driver especially with the increased load produced by the air conditioning compressor cycling on and off. This Service Bulletin describes how to clean the throttle module bore.

Materials:

Description	Quantity	Part no.
Cleaner H	1	1161436

Service personnel: Please circulate, read and initial

Service Manager	Parts Manager	Workshop Manager	Workshop Foreman	Service Technicians									



Electronic Throttle Module (ETM), Cleaning

Electronic Throttle Module (ETM), Cleaning

Preparations

Removing and installing the throttle unit, see VADIS:

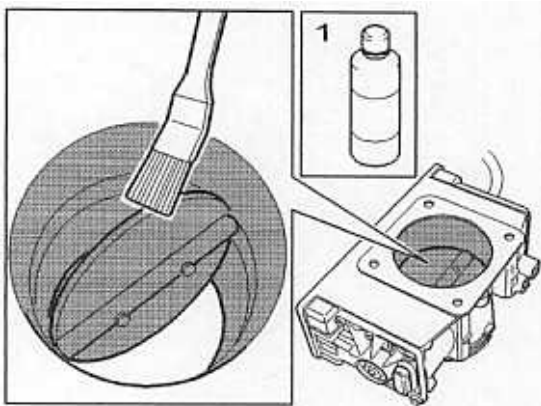
Replacement and installation

Function group 25

"Replace the throttle unit".

2

Cleaning the ETM



A2400089

Warning! Use a fume hood or ensure that ventilation is good. DO NOT submerge throttle unit in cleaning solvent. ONLY use cleaning solvent recommended in this bulletin.

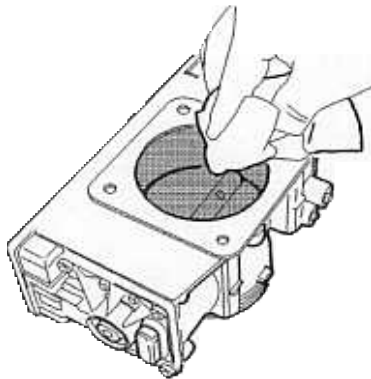
Caution! Do not scrape or use a rotary wire brush to clean the unit.

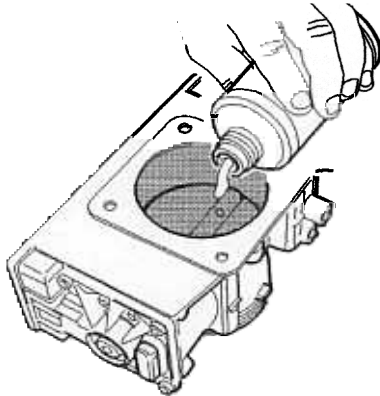
Clean the ETM bore using cleaner H (P/N 1161436-9) and a soft bristle brush.

Ensure that all the residue is removed from the shaded surfaces shown in the illustration.

3

Carefully wipe the bore clean on both sides of the throttle plate.





Flush the ETM bore using cleaner H on both sides of the throttle plate.

Check that there is no residue in the bore or on the throttle plate. Any remaining residue can promote new residue build up.

Repeat the procedure if necessary.

Install the throttle body (TB), see VADIS:

Replacement and installation

Function group 25

"Replace the throttle unit".

A2400091

WARRANTY STATEMENT: Claims may be submitted under New Car Warranty ONLY one time per vehicle when there is a documented customer complaint, using claim type 01.

Operation No.	Labor description	Time allowance
25121-2	Cleaning the intake pipe in the throttle body (TB).	
25121-2	S80 Non Turbocharged Engine	1.0 hr
25121-2	S80 Turbocharged Engine	1.2 hr
25121-2	V70 2001- Non Turbocharged Engine	1.0 hr
25121-2	V70 2001- Turbocharged Engine	1.3 hr
25121-2	S60 Non Turbocharged Engine	1.0 hr
25121-2	S60 Turbocharged Engine	1.2 hr
25121-2	S/V70 1999-2000 Non Turbocharged Engine	0.9 hr
25121-2	S/V70 1999-2000 Turbocharged Engine	1.2 hr
25121-2	C70 Turbocharged Engine	1.2 hr